


1. Go to the “genx.bopter.org”. and click on Register Option.

The screenshot shows the homepage of the Job for GenX portal. At the top, there is a dark blue header with the date and time '10 Nov 2024 | 12:28:47 AM IST', along with links for 'FAQ' and 'Contact Us'. On the right side of the header, there are options for 'Text Size' (A-, A, A+), language selection ('English', 'हिन्दी'), and a phone number '1800-345-4206'. Below the header is a yellow navigation bar containing the 'Job for GenX' logo and the text 'An initiative of Ministry of Education, Government of India'. The navigation menu includes 'Home', 'About Us', 'Find opportunities', 'ACJF', 'Contact Us', 'Login', 'Register' (highlighted with a red box), and 'User Manual'. The main banner features the Ministry of Education logo, portraits of officials, and logos for 'Skill India', 'BOAT', 'Technical Education', and 'NATS 2.0'. The central text reads 'Welcome to Job for GenX Empowering Your Next Career Move'. Below the banner is a search bar with input fields for 'Company/ Job Title / Key Skills / Job ID' and 'Location', and a 'Search' button. A 'Need Help?' button is also present. At the bottom, there is a news section with a 'News' icon and several headlines, including 'Assessment and Creditization of Apprenticeship under NATS.', 'UGC unveils Apprenticeship Embedded Degree Program guidelines for HEI', and 'More than 79%'. A small profile picture and an upward arrow icon are visible in the bottom right corner.


2. Then click on “Establishment Registration” Option.

10 Nov 2024 | 12:30:15 AM IST FAQ Contact Us Text Size: A- A A+ English हिन्दी 1800-345-4206

J&B GenX An initiative of Ministry of Education, Government of India Home About Us Find opportunities ▾ ACJF Contact Us Login Register User Manual ▾



Student Registration



Establishment Registration

Eligibility for Graduate & Diploma pursuing students for Registration:
All Graduate & Diploma (Technical and Non-technical) students already completed their courses and declared passed (in last 5 years) or final year students pursuing degree and diploma courses (Technical and Non-technical) from any recognized University/HEIs.



Eligibility for Establishments for Registration:
Any Establishments with manpower Four (04) or more are eligible to hire apprentices under The Apprentices Act 1961 as amended time to time thereafter.

[Need Help?](#)

Useful Links/Support
Home
About Us

Contact Us
Board of Practical Training (ER)
Block-EA, Sector-1,
SaltLake City (Opp.Labony Estate),

This Platform is designed, developed and hosted by
BOARD OF PRACTICAL TRAINING (EASTERN REGION),
Ministry of Education , Government of India.

3. Then enter Valid Establishment Details. And click on “Register” Button, An OTP will be sent to Establishment provided email id.

10 Nov 2024 | 12:32:03 AM IST | [FAQ](#) | [Contact Us](#) | Text Size: [A-](#) [A](#) [A+](#) | [English](#) | [हिन्दी](#) | [1800-345-4206](#)

JobGenX | An initiative of Ministry of Education, Government of India | [Home](#) | [About Us](#) | [Find opportunities](#) | [ACJF](#) | [Contact Us](#) | [Login](#) | [Register](#) | [User Manual](#)

Home / Establishment Registration

Establishment Registration

Name of The Establishment

Enter Establishment Id as per NATS

-- Select Region --

-- Select Establishment Sector --

Enter Contact Person Name

Mobile No of Contact Person

Email Address of Contact Person

Set Your Password

* Password must be at least 6 characters long, including one uppercase, one lowercase, and one special character.


Show Password

Confirm Password

I accept Terms of Use Show Password

REGISTER

Have Account? [Sign in](#)



[Need Help?](#)

4. Enter OTP and Verify email.

10 Nov 2024 | 12:34:30 AM IST | [FAQ](#) | [Contact Us](#) | Text Size: A- A A+ | English | हिन्दी | 1800-345-4206

JIB GenX | An initiative of Ministry of Education, Government of India | [Home](#) | [About Us](#) | [Find opportunities](#) | [ACJF](#) | [Contact Us](#) | [Login](#) | [Register](#) | [User Manual](#)

Verify OTP

[Resend OTP](#)

VERIFY


Useful Links/Support

- [Home](#)
- [About Us](#)
- [Contact Us](#)
- [FAQs](#)
- [Policy Guidelines](#)
- [OSD Login](#)
- [BOPT/BOAT Login](#)
- [BOPT\(ER\) Official Website](#)
- [NATS 2.0](#)
- [User Guidelines](#)

Contact Us

Board of Practical Training (ER)
Block-EA, Sector-1,
SaltLake City (Opp.Labony Estate),
Kolkata,700064.
support@boptr.org
1800-345-4206

This Platform is designed, developed and hosted by
BOARD OF PRACTICAL TRAINING (EASTERN REGION),
Ministry of Education , Government of India.



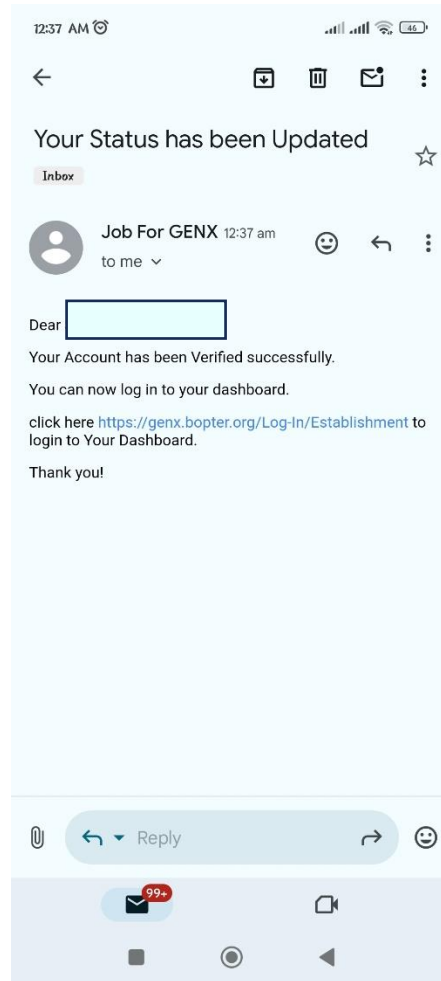
[Need Help?](#)

12:34 AM

5. Wait For approval from BOPT/ BOAT.

The screenshot shows the BOPT/BOAT Establishment Log In page. At the top, there is a dark blue header with the date and time '10 Nov 2024 | 12:35:15 AM IST', navigation links 'FAQ Contact Us', and utility links 'Text Size: A- A A+', 'English हिन्दी', and a phone number '1800-345-4206'. Below the header is a gold banner with the 'JobGenX' logo and the text 'An initiative of Ministry of Education, Government of India'. The main navigation menu includes 'Home About Us Find opportunities ACJF Contact Us Login Register User Manual'. The page content features a 'Home / Establishment Log In' breadcrumb and a central 'Establishment Log In' form with fields for 'Enter registered NATS id' and 'Enter Password'. A white modal box with a purple border displays the message: 'Your Establishment is successfully registered. Your account is not verified yet. You will be notified via 'Email' after approval from competent Authority.' with an 'OK' button. The footer contains 'Useful Links/Support' with links to Home, About Us, Contact Us, FAQs, Policy Guidelines, OSD Login, BOPT/BOAT Login, BOPT(ER) Official Website, NATS 2.0, and User Guidelines. It also provides contact information for the Board of Practical Training (ER) in Kolkata, including an email 'support@bopter.org' and a phone number '1800-345-4206'. Logos for the Government of India and the Ministry of Education are present. A 'Need Help?' chat button and an upward arrow are in the bottom right corner. The footer text reads '© 2024 BOPT(ER)'.

6. When an Establishment Verify from BOPT / BOAT. It will be notified by an Email.



7. After Goto the Establishment login page and Enter NATS Id and Password.

10 Nov 2024 | 01:40:04 AM IST FAQ Contact Us Text Size: A- A A+ English हिन्दी 1800-345-4206

JOB GenX An initiative of Ministry of Education, Government of India Home About Us Find opportunities ▾ ACJF Contact Us Login Register User Manual ▾

Home / Establishment Log In

Establishment Log In

👁

🔒 Forgot Your Password? [Click here](#)

LOGIN

👤 New User? [Register Here](#)

Useful Links/Support

- Home
- About Us
- Contact Us
- FAQs
- Policy Guidelines



Contact Us

📍 Board of Practical Training (ER)
Block-EA, Sector-1,
Salt Lake City (Opp.Labony Estate),
Kolkata,700064.



✉ support@boptr.org

☎ 1800-345-4206

This Platform is designed, developed and hosted by
BOARD OF PRACTICAL TRAINING (EASTERN REGION),
Ministry of Education , Government of India.

  **शिक्षा मंत्रालय**
MINISTRY OF
EDUCATION

[Need Help?](#)

8. After verifying NATS ID & Password Establishments are redirected to Establishment dashboard.

The screenshot shows the JobGenX user interface. The top navigation bar is dark blue with the JobGenX logo on the left, a search bar in the center, and notification and user icons on the right. The user is logged in as 'test temp'. A left sidebar contains navigation options: Dashboard, Profile, Job Fair, Post Job, Student Panel Creation, and Logout. The main content area is titled 'Profile' and shows the user's name 'test temp' and ID 'ewb00225544886633344'. Below this is a 'Profile Details' section with a table of information.

Profile Details	
Contact Person Name	SUjan Kumar Hnaada
Contact No.	8927531126
Company	test temp
Company Sector	IT-ITeS
Establishment Email	handasujan@gmail.com

© Copyright **BOPT(ER)**. All Rights Reserved
Powered by BOPT(ER)(IT)